

Features :

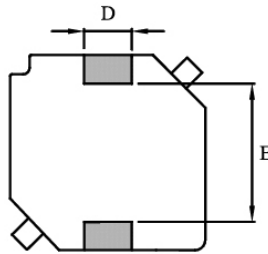
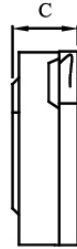
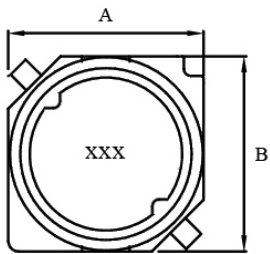
- Magnetically shielded construction
- Compact and thin.
- Large current and Low DCR
- Applications: Computers, DC/DC converter, VCR Camera
- Operating Temperature: -40°C to +125°C
- Inductance Tolerance: ±20%
- Isat: DC current at which the inductance drops 10% (typ.) from its value without current. (1R0 to 221)
DC current at which the inductance drops 25% (typ.) from its value without current. (271 to 102)
- Irms: Average current for 30°C temperature rise from 25°C ambient.
- Testing: Inductance and Q are tested on an HP4284A at specified frequency.
- Marking: Parts are marked with inductance code.
- Packaging: Tape & reel, 1000pcs/reel.
- Additional info available upon request.



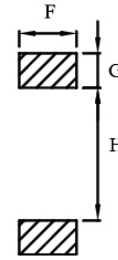
Part Number	Inductance (µH)	Q Typ.	L Test Freq. (MHz)	SRF Typ. (MHz)	RDC Max. (Ohm)	Irms Max. (A)	Isat Typ. (A)
AXSRR7045-1R0M	1.0	10	7.96	60	0.020	3.50	3.20
AXSRR7045-2R2M	2.2	10	7.96	60	0.022	2.80	2.50
AXSRR7045-2R7M	2.7	10	7.96	60	0.027	2.78	3.10
AXSRR7045-3R3M	3.3	10	7.96	43	0.027	2.50	2.20
AXSRR7045-3R9M	3.9	10	7.96	40	0.028	2.71	2.43
AXSRR7045-4R7M	4.7	10	7.96	35	0.030	2.64	2.20
AXSRR7045-5R6M	5.6	10	7.96	33	0.036	2.38	2.00
AXSRR7045-6R3M	6.3	10	7.96	30	0.038	2.33	1.85
AXSRR7045-6R8M	6.8	10	7.96	28	0.036	2.20	2.00
AXSRR7045-100M	10	30	2.52	25	0.042	2.00	1.70
AXSRR7045-120M	12	27	2.52	23	0.050	1.85	1.40
AXSRR7045-150M	15	31	2.52	24	0.062	1.60	1.35
AXSRR7045-180M	18	29	2.52	21	0.070	1.50	1.15
AXSRR7045-220M	22	26	2.52	18	0.082	1.50	1.15
AXSRR7045-270M	27	25	2.52	18	0.110	1.25	1.00
AXSRR7045-330M	33	25	2.52	12	0.115	1.15	0.90
AXSRR7045-390M	39	26	2.52	13	0.130	1.10	0.80
AXSRR7045-470M	47	29	2.52	11	0.150	0.95	0.78
AXSRR7045-560M	56	21	2.52	11	0.200	0.85	0.65
AXSRR7045-680M	68	22	2.52	10	0.210	0.77	0.60
AXSRR7045-820M	82	22	2.52	9	0.280	0.70	0.60
AXSRR7045-101M	100	40	0.796	8	0.300	0.65	0.50
AXSRR7045-121M	120	30	0.796	7	0.420	0.60	0.45
AXSRR7045-151M	150	51	0.796	7	0.480	0.53	0.41
AXSRR7045-181M	180	52	0.796	5	0.660	0.475	0.375
AXSRR7045-221M	220	44	0.796	5	0.700	0.45	0.360
AXSRR7045-271M	270	30	0.796	5	0.840	0.40	0.275
AXSRR7045-331M	330	65	0.796	4	0.730	0.40	0.250
AXSRR7045-391M	390	27	0.796	5	1.200	0.35	0.225
AXSRR7045-471M	470	80	0.796	3	1.100	0.32	0.220
AXSRR7045-561M	560	27	0.796	4	1.600	0.30	0.200
AXSRR7045-681M	680	65	0.796	3	1.600	0.27	0.200
AXSRR7045-821M	820	26	0.796	3	2.200	0.25	0.175
AXSRR7045-102M	1000	90	0.252	3	2.400	0.25	0.150

Specifications are subject to change without notice.
Customers should verify actual device performance in their specific applications.

Dimensions :



Land Pattern



Size	A ±0.2	B ±0.2	C ±0.3	D ±0.2	E (typ)	F	G	H
mm	7.0	7.0	4.5	2.0	4.5	2.2	1.5	4.9