


SMD Shielded Power Inductors

AXDS1608C Series LEAD -FREE
RoHS Compliant

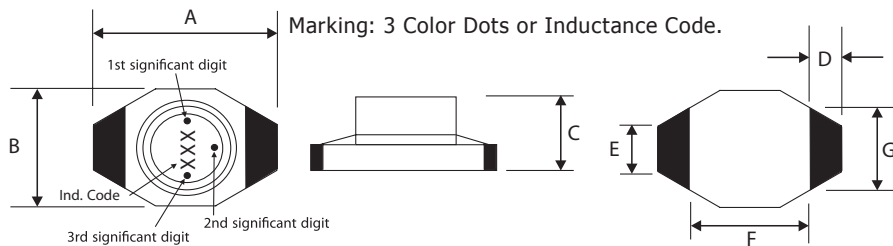
Features :

- Description: SMD shielded power inductor
- Applications: DC/DC converters, computers, LCD displays and telecommunication equipment. Can help achieve significantly longer battery life in hand held communication devices and other portable products
- Operatin Temperature: -40°C to +85°C
- Inductance Tolerance: ±20%
- Isat: DC current at which the inductance drops 30% (typ.) from it's value without current.
- Irms: Average current for 30°C temperature rise from 25°C ambient.
- Testing: Inductance and Q are tested on an HP4284A at specified frequency.
- Packaging: Tape & reel, 750pcs / 7" (178mm) reels.
- Marking: 3 Color Dots or Inductance Code.
- Miscellaneous: Magnetically shielded.
- Additional info available upon request.



Part Number	Inductance (µH ±20%)	L Test Freq. (kHz)	Q Fact. Min.	Q Test Freq. (kHz)	DCR (Ohms)	SRF Typ. (MHz)	Irms Max. (A)	Isat Max. (A)
AXDS1608C-102	1.0	100	30	200	0.040	250	3.0	1.40
AXDS1608C-152	1.5	100	30	200	0.045	125	2.8	0.93
AXDS1608C-222	2.2	100	40	200	0.050	120	1.8	0.92
AXDS1608C-332	3.3	100	40	200	0.055	120	1.6	0.75
AXDS1608C-472	4.7	100	40	200	0.060	105	1.4	0.58
AXDS1608C-682	6.8	100	40	200	0.065	50	1.2	0.58
AXDS1608C-822	8.2	100	40	200	0.070	42	0.47	0.47
AXDS1608C-103	10	100	40	200	0.075	38	1.0	0.37
AXDS1608C-153	15	100	40	100	0.090	33	0.8	0.31
AXDS1608C-223	22	100	40	100	0.11	25	0.7	0.30
AXDS1608C-333	33	100	40	100	0.19	20	0.6	0.30
AXDS1608C-473	47	100	40	100	0.23	20	0.5	0.24
AXDS1608C-683	68	100	40	100	0.29	15	0.4	0.17
AXDS1608C-104	100	100	40	100	0.48	10	0.3	0.13
AXDS1608C-154	150	100	40	100	0.59	9	0.26	0.10
AXDS1608C-224	220	100	40	100	0.77	6	0.22	0.10
AXDS1608C-334	330	100	40	100	1.4	5	0.20	0.07
AXDS1608C-474	470	100	40	100	1.8	4	0.19	0.06
AXDS1608C-684	680	100	40	100	2.2	3	0.18	0.055
AXDS1608C-105	1000	100	40	100	3.4	2	0.15	0.045
AXDS1608C-155	1500	100	50	100	4.2	2	0.12	0.035
AXDS1608C-225	2200	100	50	100	8.5	2	0.10	0.028
AXDS1608C-335	3300	100	50	100	11.0	1	0.08	0.024
AXDS1608C-475	4700	100	50	100	13.9	1	0.06	0.021
AXDS1608C-685	6800	100	50	100	25.0	1	0.04	0.019
AXDS1608C-825	8200	100	50	100	30.5	1	0.02	0.018
AXDS1608C-106	10000	100	50	100	32.8	0.8	0.02	0.017

Dimensions :



Color Marking: Yellow / Violet / Orange

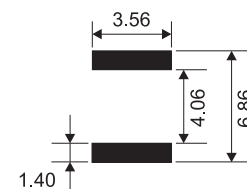
1st / 2nd / 3rd
4 / 7 / 3 = 47000nH = 47µH

Dot 1 and 2 indicate inductance in "nano Henries".
Dot 3 indicates the number of zeroes to be added.

Size	A	B	C	D	E	F	G
mm	6.60 Max.	4.45 Max.	2.92 Max.	1.02	1.27 Max.	4.32	3.05
inches	0.260 Max.	0.160 Max.	0.115 Max.	0.040	0.050 Max.	0.170	0.120

Recommended Land Pattern :

Unit: mm



Color	Code
Black	0
Brown	1
Red	2
Orange	3
Yellow	4
Green	5
Blue	6
Violet	7
Gray	8
White	9

Specifications are subject to change without notice. Customers should verify actual device performance in their specific applications.